

The Vista Scan Mini image plate scanner makes image plate diagnostics even faster for dentists. The compact device is particularly simple to use & requires a minimum of space - so it can be placed in the treatment room.

**Advantage :**

X-Ray & scanning directly at the chair side with full flexibility of recording formats. The reusable Vista scan imaging plates are read in first-class quality in seconds.

Digital X-Ray with Dürr Dental offers dentists images with high resolution to meet all diagnostic demands.

The compact device is particularly easy to use and requires a minimum of space – so that it can be installed in the treatment room. The advantage : X-Ray and scanning directly at the chairside. The reusable VistaScan image plates are read out in top quality within seconds. There has never been a better time to change over to image plates.

**Common sizes :**

Image plates size 0 & size 2 can be used with VistaScan Mini Easy. In addition, 100 % active surface area is available. Simple handling – as with an analogue film.



**Features**

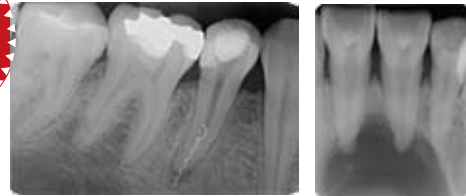
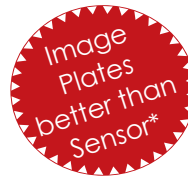
- ✦ Rapid image availability
- ✦ Faster and more reliable diagnostics
- ✦ Compact design
- ✦ Ideal chair side appliance
- ✦ Sophisticated operating concept
- ✦ Easy handling
- ✦ Easy integration (PC interface via USB & LAN)
- ✦ High image quality
- ✦ Common intraoral sizes (0 & 2)
- ✦ Penta Prism technology for scanning

**Vistascan Mini Easy**  
Compact and Easy...!!



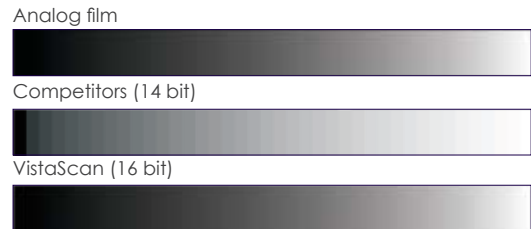
Made in Germany

**Market leading PCS image plate technology from Dürr Dental**



High resolution images with low noise support a secure diagnose

The grey scale graduation of the image plate with VistaScan offers a representation every bit as good as that of film



**Data & Facts**

VistaScan Mini Easy	
Plate sizes	0 (2 x 3 cm) + 2 (3 x 4 cm))
Effective resolution (lp/mm)	22 (1100 dpi)
Theoretical resolution (IP/mm, dpi)	40, 2000
Weight (kg)	6.5
Dimensions (H x W x D mm)	226 x 234 x 243
Standby function	Yes
Interfaces	USB / LAN